
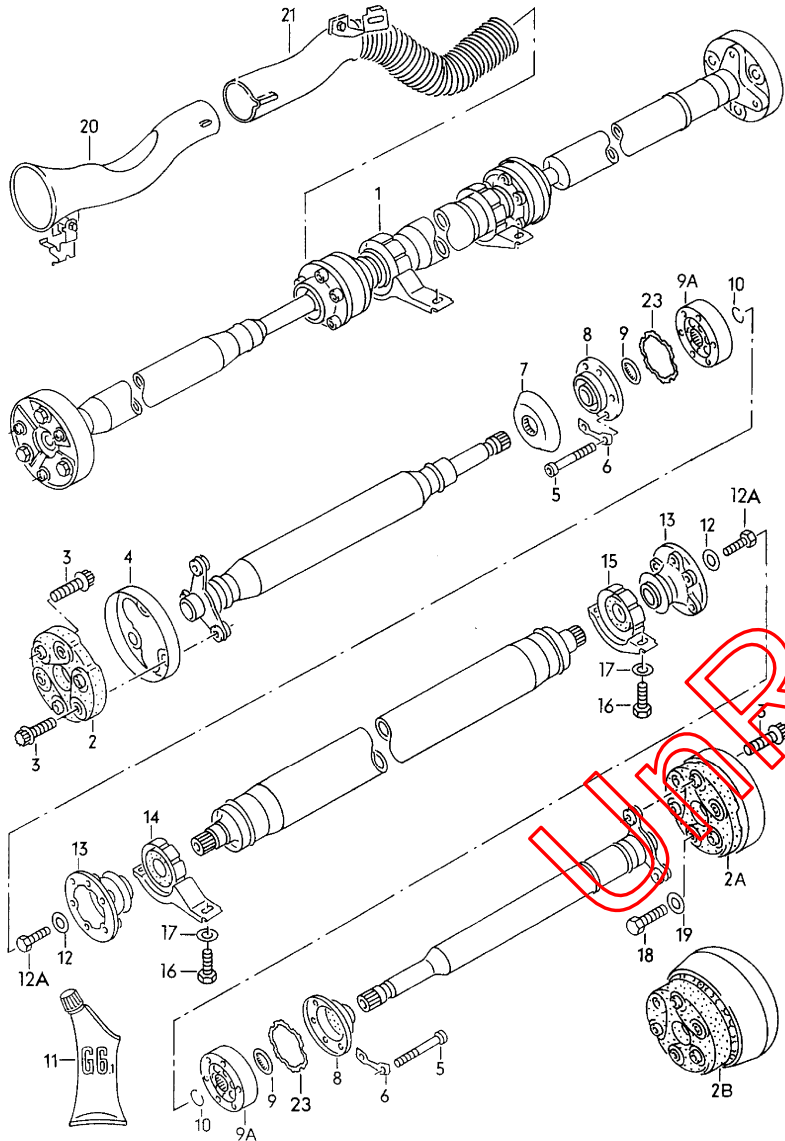



Model	Year	MG	SG	Illustration	Restrictions	UPD	14:42	06.11.2017		ETKA
GOSY	1989	5	21	106-10		622				



Pos	Part Number	Description	Remark	Qty	Model
		propeller shaft			
1	c 191 521 101 A	propeller shaft		1	RH, GU, GX, 1P
	F >> ..-KW390 010				
	F >> ..-KB077 513				
(1)	c 191 521 101 L	propeller shaft		1	GU, 1P
	F ..-KW390 011>> ..-MW270 634				
	F ..-KB077 714>> ..-MB036 044				
(1)	191 521 101 K	propeller shaft		1	GU, 1P
	F ..-MW270 635>>				
	F ..-MB036 045>>				
(1)	191 521 101 J	propeller shaft		1	PG, 1H
2	191 521 119	coupling	D=18MM	2	RH, GU, GX, 1P
	F >> ..-KW390 010				
	F >> ..-KB077 513				
(2)	1H0 521 127	coupling	front and rear	2	GU, 1P
	F ..-KW390 011>> ..-MW270 634				
	F ..-KB077 514>> ..-MB036 044				
	also use:		N 905 222 01	3	
(2)	1H0 521 127	coupling	front	1	GU, 1P
	F ..-MW270 635>>				
	F ..-MB036 045>>				
	also use:		N 905 222 01	3	
2A	191 521 127	coupling	rear	1	GU, 1P
	F ..-MW270 635>>				
	F ..-MB036 045>>				
(2)	1H0 521 127	coupling	front	1	1H, PG
	also use:		N 905 222 01	3	
2B	1H0 521 307	jointed coupling with balance weight	rear	1	1H, PG
3	N 903 696 02	12-point head bolt	M10X40	X	
	only for:		191 521 101 A		
(3)	N 905 222 01	12-point head bolt	M10X42	X	
	only for:		191 521 101 J		
			191 521 101 K		
			191 521 101 L		
4	191 253 717 A	shield		1	RH, GU, GX, 1P
	F >> ..-KW390 010				
	F >> ..-KB077 513				

Model	Year	MG	SG	Illustration	Restrictions	UPD	14:42	06.11.2017		ETKA
GOSY	1989	5	21	106-10		622				

Pos	Part Number	Description	Remark	Qty	Model	Pos	Part Number	Description	Remark	Qty	Model
(4)	191 253 717 B	shield F ..-KW390 011>> F ..-KB077 514>>		1	GU,1P,1H,PG	-	191 521 137	bush propeller shaft		X	
5	+ 893 407 237	socket head bolt with inner multipoint head	M8X48	X							
6	1J0 407 357	spacer plate		X							
7	191 521 443	heat protection plate		1	1H						
8	191 521 391 A	joint boot		2							
9	* 113 501 327 A	concave washer (internal teeth)		2							
(9A)	b#321 498 103 X	constant velocity joint with boot, attachment parts and grease	inner	X							
10	* 113 517 279	snap ring	24,5X2	2							
11	G 000 603	high temperature grease	90G	X							
12	N 904 769 01	washer	B10,5X30X3	2							
12A	N 010 252 4	hexagonal head bolt	M10X20	X							
13	191 521 369	joint flange		2							
14	191 521 349	intermediate bearing	front	1							
15	191 521 350	intermediate bearing	rear	1							
(16)	+ N 010 293 5	hexagonal head bolt	M8X16	4							
17	N 900 333 01	washer	B8,4X20X2,5	X							
(18)	N 903 696 02	12-point head bolt	M10X40	3	RH, GU, GX, 1P; COUNTRY						
18	N 102 779 03	hexagonal head bolt	M10X50	3	1H, PG, GU, 1P; CUOUNTRY						
19	+ N 011 527 11	washer only for:	A10,5X21X2 N 010 023 2	3	RH, GU, GX, 1P						
20	191 521 507	air guide	front	1	1H, PG						
21	191 521 509 B	air guide	rear	1	1H, PG						
23	1H0 407 309 A	sealing washer	78MM	2							